

Beyond Bespoke DP

Hinged door with inline panel

Specification

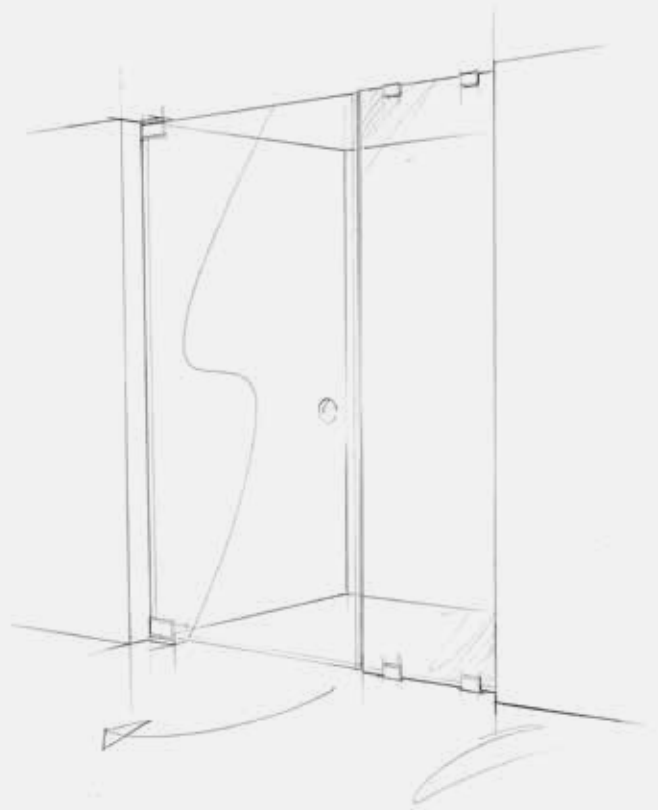
- Lifetime guarantee
- Inward or outward opening
- Anti-calcium coating
- Floor and ceiling mounted hinges
- Opti-clear 10mm glass
- Profiles or brackets, never both

Design parameters

- Maximum panel size of up to 4m²
- Maximum door size 785mm
- Maximum door size 1.8m²
- Hinges are mechanically fixed using screws. Suitable noggings are required in the floor and ceiling for fixing
- Not guaranteed watertight as there is no underframe
Please design your space accordingly

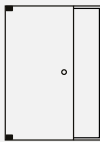
Features

- 🔗 Survey and installation included in price in Area 1
See page 81 for more details

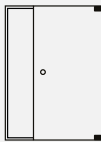


1. Select unit size	Price (incl VAT)
Up to 800mm	£3,835
Up to 1100mm	£3,900
Up to 1400mm	£3,965

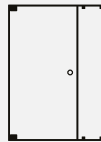
2. Select configuration



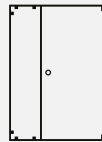
Left Hand with Profile



Right Hand with Profile



Left Hand with Brackets



Right Hand with Brackets

4. Select glass	Price (incl VAT)
Opti Clear	—
Bronze	£325
Grey	£325
Satin Etched	£375
<i>Crafted to order</i>	
Mirror	£895
Fluted	£895

3. Select handle	Price (incl VAT)
Round Fingerpull	—
Square Fingerpull	—

5. Select finish	Price (incl VAT)
Polished Chrome	—
Brushed Chrome	£780
Polished, Brushed and Aged Antique Nickel	£780
Polished Brass, Brushed Brass, Bright Brass, Aged Brass	£780
Polished Gold	£780
Polished Copper, Brushed Copper, Aged Copper	£780
Brushed Bronze, Aged Bronze, Oil Rubbed Bronze	£780
Polished Black Chrome	£780
Matte Black	£780

Brackets are typically stocked in all finishes. Profiles may carry extended lead times. Lead times can be reduced by ordering your components at the start of the project



Build your own Bespoke

To tailor your personal Beyond Bespoke hinged door with inline panel, please scan the QR code.